

Corporate Information As of March 31, 2024

Established

May 10, 1933

Incorporated

May 19, 1948

Capital

JPY 64,100 million

Number of Employees (Consolidated)

28450

Common Stock

Issued: 206,245 thousand shares

Trading Unit: 100 shares

Number of Shareholders: 47096

Stock Listings

Tokyo Stock Exchange

Securities Code

6645

Fiscal Year-End

March 31

Annual Shareholders' Meeting

June

Custodian of Register of Shareholders

Mitsubishi UFJ Trust and Banking Corporation

Depository and Transfer Agent for American Depositary Receipts

JPMorgan Chase Bank, N.A.

Head Office

Shiokoji Horikawa,
Shimogyo-ku, Kyoto

600-8530, Japan

Tel : +81-75-344-7000

Major Manufacturing & Development, Sales & Marketing, and Research & Development Centers in Japan

Manufacturing & Development

Kusatsu Office

Okayama Office

Ayabe Office

Yasu Office

Research & Development

Keihanna Technology Innovation Center

Sales & Marketing

Tokyo Office

Osaka Office

Nagoya Office

Mishima Office

Subsidiaries and Affiliates

OMRON SOCIAL SOLUTIONS Co., Ltd.

OMRON HEALTHCARE Co., Ltd.

OMRON RELAY & DEVICES Co., Ltd.

OMRON SWITCH & DEVICES Co., Ltd.

OMRON AMUSEMENT Corporation

OMRON FIELD ENGINEERING Co., Ltd.

OMRON SOFTWARE Co., Ltd.

OMRON ASO Co., Ltd.

OMRON EXPERTLINK Co., Ltd.

JMDC Inc.

Regional Headquarters

North America

OMRON MANAGEMENT

CENTER OF AMERICA

(United States of America, Illinois)

Greater China

OMRON MANAGEMENT

CENTER OF CHINA

(Shanghai)

Korea

OMRON MANAGEMENT

CENTER OF KOREA

(Seoul)

Europe

OMRON MANAGEMENT

CENTER OF EUROPE

(The Netherlands, North Holland)

Asia Pacific

OMRON MANAGEMENT

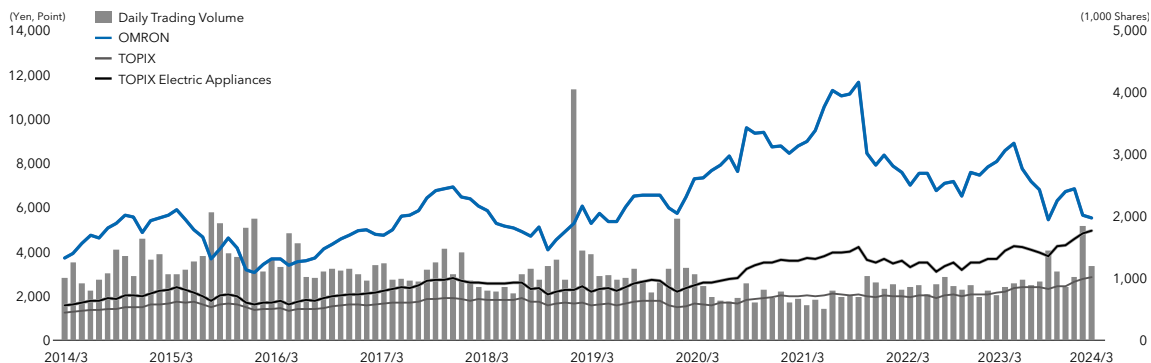
CENTER OF ASIA PACIFIC

(Singapore)

Stock Information As of March 31, 2024

Share Price and Volume

* OMRON share prices Share prices on July 16, 2013 and later reflect prices on the First Section of the Tokyo Stock Exchange.

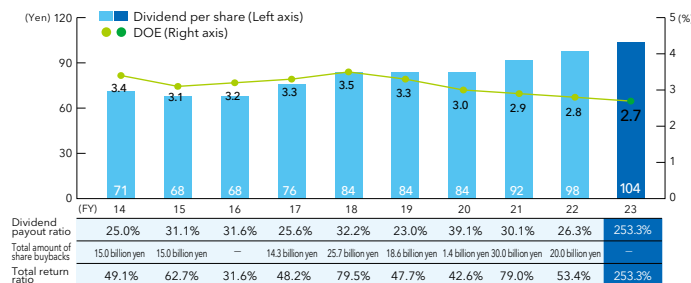


Total Shareholder Return (TSR^{*1})

Holding Period	3 years	5 years	10 years
OMRON	66.0%	113.4%	146.5%
TOPIX	152.5%	196.2%	288.6%
TOPIX Electric Appliances	144.2%	239.8%	362.9%

*1 Represents total investment return to shareholders, combining capital gains and dividends. The return for each holding period, which ended March 31, 2023, is calculated by referring to the calculation formula stipulated under Cabinet Office Ordinance. The 3 years return is calculated from the closing stock price at the end of fiscal 2019, the 5 years from 2017 and 10 years from 2012, respectively.

Shareholder returns



52-Week High / Low, Volatility^{*2}

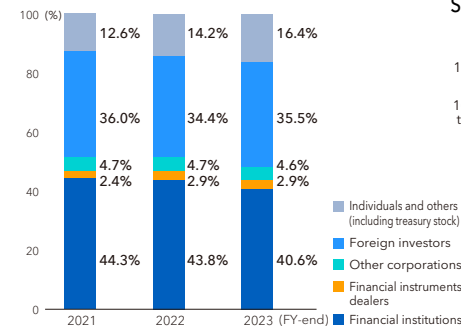
FY	High (JPY)	Low (JPY)	Volatility (%)
2023	9,329	5,245	34.2%
2022	8,164	6,237	29.1
2021	12,115	7,306	30.1
2020	10,040	5,330	28.8
2019	6,870	4,410	32.3
2018	6,300	3,740	34.5
2017	7,670	4,385	27.1
2016	5,120	3,045	32.5
2015	5,900	2,742	40.0
2014	5,800	3,365	30.9

*2 Volatility: Price fluctuation risk expressed in standard deviations

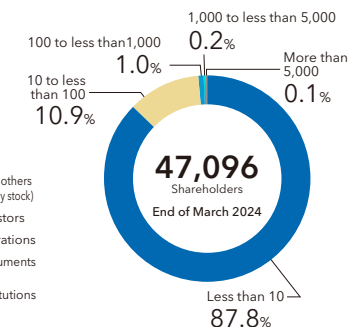
Dividends per Share / Payout Ratio / Dividend on equity ratio

FY	Dividends per Share (JPY)	Payout Ratio (%)	Dividend on equity ratio (%)
2023	104	253.3	2.7
2022	98	26.3	2.8
2021	92	30.1	2.9
2020	84	39.1	3.0
2019	84	23.0	3.3
2018	84	32.2	3.5
2017	76	25.6	3.3
2016	68	31.6	3.2
2015	68	31.1	3.1
2014	71	25.0	3.4

Ownership and Distribution of Shares



Shareholder Distribution by Number of Shares Held (Trading unit: 100 shares)



Major Shareholders (Top Ten Shareholders)

Name	Number of shares held (Thousand shares)	Percentage of shares held to the total number of shares issued (%)
The Master Trust Bank of Japan, Ltd. (trust account)	39,687	20.10
Custody Bank of Japan, Ltd. (trust account)	17,162	8.69
The Bank of Kyoto, Ltd.	7,069	3.58
MUFG Bank, Ltd.	5,143	2.60
OMRON Employee Stockholding Association	3,863	1.95
MOXLEY AND CO LLC	3,696	1.87
STATE STREET BANK WEST CLIENT - TREATY 505234	3,681	1.86
Nippon Life Insurance Company	3,640	1.84
BBH FOR GLOBAL X ROBOTICS AND ARTIFICIAL INTELLIGENCE ETF	2,661	1.34
Tateishi Science and Technology Foundation	2,625	1.32

Scale of the OMRON Employee Stockholding Association

	March 2020	March 2021	March 2022	March 2023 ^{*2}	March 2024
Number of shares held (Shares)	3,024,604	2,839,809	2,836,597	3,564,338	3,863,163
Percentage of shares held to the total number of shares issued (including treasury shares)	1.46%	1.37%	1.37%	1.72%	1.87%
Membership (Persons)	6,035	6,077	6,210	9,985	10,089
Sign-up rate ^{*1}	55%	54%	55%	92%	89%
Rank in major shareholders (including the Company)	11	12	12	8	6

*1 The sign-up rate is calculated based on the number of members and the number of eligible employees at OMRON Corporation and its affiliates in Japan.

*2 The increase in the number of shares held and the sign-up rate for the year ended March 2023 is mainly due to the introduction of the Stockholding Association Revitalization Plan for the Employee Stockholding Association using restricted stock.