

Corporate Information

As of March 31, 2022

Established

May 10, 1933

Incorporated

May 19, 1948

Capital

¥64,100 million

Number of Employees

(Consolidated)

29,020

Common Stock

Issued: 206,245 thousand shares

Trading Unit: 100 shares

Number of Shareholders: 29,390

Stock Listings

Tokyo Stock Exchange

Frankfurt Stock Exchange

(listing of depositary receipts)

Securities Code

6645

Fiscal Year-End

March 31

Annual Shareholders' Meeting

June

Custodian of Register of

Shareholders

Mitsubishi UFJ Trust and Banking

Corporation

Depository and Transfer Agent for

American Depositary Receipts

JPMorgan Chase Bank, N.A.

Head Office

Shiokoji Horikawa,

Shimogyo-ku, Kyoto

600-8530, Japan

Tel : +81-75-344-7000

Major Manufacturing & Development, Sales & Marketing, and Research & Development Centers in Japan

Manufacturing & Development

Kusatsu Office

Okayama Office

Ayabe Office

Yasu Office

Research & Development

Keihanna Technology

Innovation Center

Sales & Marketing

Tokyo Office

Osaka Office

Nagoya Office

Mishima Office

Subsidiaries and Affiliates

OMRON SOCIAL SOLUTIONS Co., Ltd.

OMRON HEALTHCARE Co., Ltd.

OMRON RELAY & DEVICES Co., Ltd.

OMRON SWITCH & DEVICES Co., Ltd.

OMRON AMUSEMENT Corporation

OMRON FIELD ENGINEERING Co., Ltd.

OMRON SOFTWARE Co., Ltd.

OMRON ASO Co., Ltd.

OMRON EXPERTLINK Co., Ltd.

Regional Headquarters

North America

OMRON MANAGEMENT

CENTER OF AMERICA

(United States of America, Illinois)

Europe

OMRON MANAGEMENT

CENTER OF EUROPE

(The Netherlands, North Holland)

Greater China

OMRON MANAGEMENT

CENTER OF CHINA

(Shanghai)

Asia Pacific

OMRON MANAGEMENT

CENTER OF ASIA PACIFIC

(Singapore)

Korea

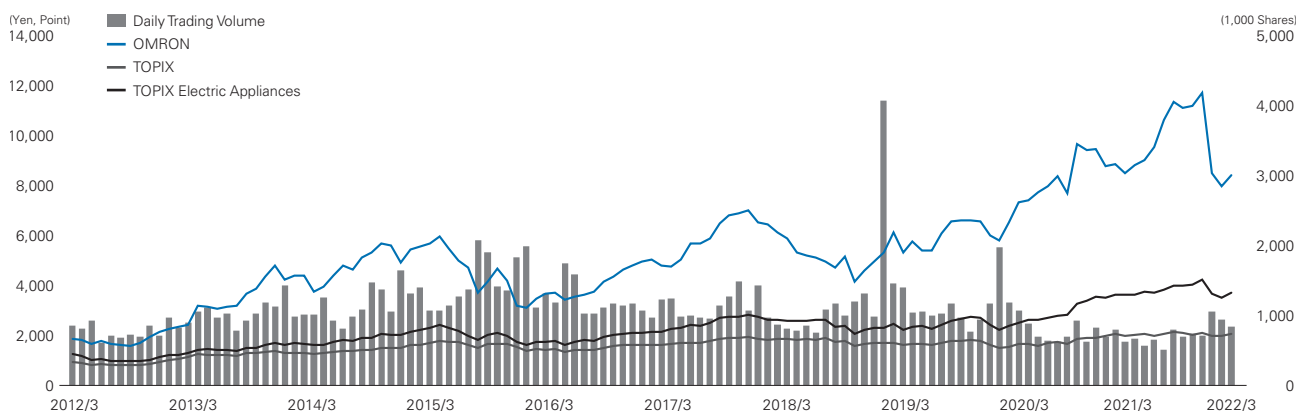
OMRON MANAGEMENT

CENTER OF KOREA

(Seoul)

Stock Information

Share Price and Volume



* OMRON share prices prior to July 16, 2013 reflect prices on the First Section of the Osaka Securities Exchange. Share prices on July 16, 2013 and later reflect prices on the First Section of the Tokyo Stock Exchange.

Total Shareholder Return (TSR*1)

Holding Period	3 years	5 years	10 years
OMRON	163.6%	176.7%	506.9%
TOPIX	131.2%	144.3%	283.3%
TOPIX Electric Appliances	172.4%	191.2%	361.5%

*1 Represents total investment return to shareholders, combining capital gains and dividends. The return for each holding period, which ended March 31, 2022, is calculated by referring to the calculation formula stipulated under Cabinet Office Ordinance. The 3 years return is calculated from the closing stock price at the end of fiscal 2018, the 5 years from 2016 and 10 years from 2011, respectively.

52-Week High / Low, Volatility*2

FY	High (¥)	Low (¥)	Volatility (%)
2021	12,115	7,306	30.1
2020	10,040	5,330	28.8
2019	6,870	4,410	32.3
2018	6,300	3,740	34.5
2017	7,670	4,385	27.1
2016	5,120	3,045	32.5
2015	5,900	2,742	40.0
2014	5,800	3,365	30.9
2013	4,730	2,213	39.7
2012	2,478	1,436	29.9

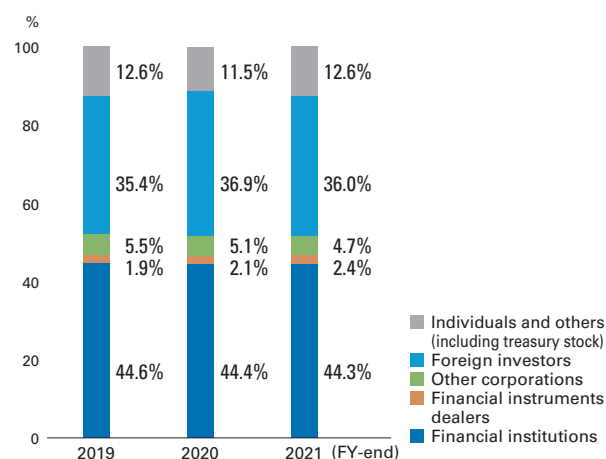
*2 Volatility: Price fluctuation risk expressed in standard deviations

Dividends per Share / Payout Ratio

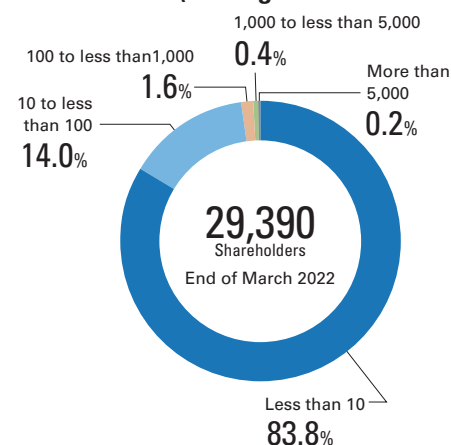
FY	Dividends per Share (¥)	Payout Ratio (%)
2021	92	30.1
2020	84	39.1
2019	84	23.0
2018	84	32.2
2017	76	25.6
2016	68	31.6
2015	68	31.1
2014	71	25.0
2013	53	25.3
2012	37*3	27.0

*3 Including ¥5.0 per share of 80th anniversary memorial dividend

Ownership and Distribution of Shares



Shareholder Distribution by Number of Shares Held (Trading unit: 100 shares)



Independent Third-Party Assurances

To enhance the reliability of the information presented in Integrated Report 2022, the following information associated with social and environmental performance provided hereafter has been assured or reviewed by independent third parties*.

Data subject to independent assurance



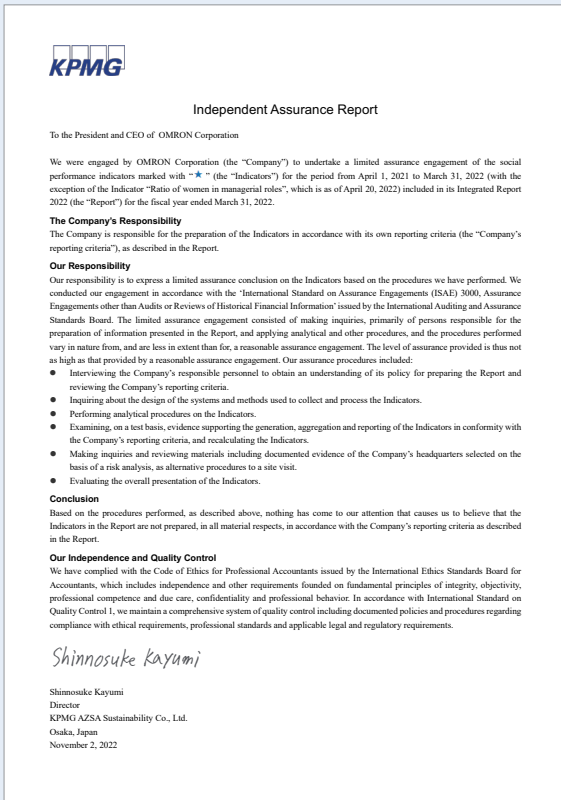
- Ratio of non-Japanese in key managerial positions overseas (P32, 118)
- Ratio of women in managerial roles (OMRON Group in Japan) (P32, 118)
- Ratio of employees with disabilities (OMRON Group in Japan) (P32, 118)

Data subject to independent assurance

- GHG emissions (P32, 35, 77, 81, 118)
- Net sales to CO₂ emissions (P32, 35, 77, 81, 118)

Data subject to independent review

- Environmental contribution (P32, 35, 77, 81, 118)



* KPMG AZSA Sustainability Co., Ltd. Bureau Veritas Japan Co., Ltd.

Editorial Team Members for Integrated Report 2022

Global Investor & Brand Communications HQ

Tsutomu Igaki (Editor-in-Chief)

Satomi Somekawa (Deputy Editor-in-Chief) Kisho Iida Takuro Okada Hiroshi Oda

Kenji Kawauchi Masayuki Sato Arihiro Yokota

Members for Integrated Report 2022

Industrial Automation Company

Hidetaka Kitajima
Takehiko Hioka
Takeshi Murakami

OMRON HEALTHCARE Co., Ltd.

Kaori Iijima
Yoichi Tomita

OMRON SOCIAL SOLUTIONS Co., Ltd.

Shingo Imamura
Atsushi Takahashi

Device & Module Solutions Company

Katsuhisa Suzuki
Naru Yasuda

Innovation Exploring Initiative HQ

Makoto Ohira
Hirofumi Ogino
Yoko Kitamura

Audit & Supervisory Board Office

Shunji Okumura
Erina Omoto

Global Investor & Brand Communications HQ

Ikutoshi Ikeda
Koji Sadamori
Tomomi Sato
Noboru Shibata
Megumi Nakai
Kazuki Matsuyama
Keisuke Miura
Yuko Murayama
Yu Yanagihara
Takeshi Yamamoto
Mana Yamamoto

Global Corporate Venturing Office

Kaori Okumura

Global Human Resources and Administration HQ

Nobuyuki Hangai
Yasuhiko Ueshima
Tomohiro Kitazato
Yuichi Suzuki
Shuji Tatsuoka

Global Risk Management and Legal HQ

Koji Okamoto
Yoshichika Tanabe
Yasuo Fujii
Yoshiaki Murakami

Sustainability Office

Rumi Ueyama
Masaru Kaizaki
Koichi Tamura
Yasuyuki Hirakawa
Yuki Yamamoto
Yuki Yoshikawa
Liu Yue

Board of Directors Office

Ryohei Suzuki
Yuriko Sunaga

Production cooperation

TAKARA PRINTING CO., LTD.
DIAMOND, Inc.
Delights co ltd.

In this report, an emphasis was placed on communicating financial information, sustainability information, and content disclosed in various reports posted on our website as well as content that OMRON is working for sustainable enhancement of corporate value in an easy-to-understand manner. Please see the OMRON website for details.

Investor Relations

<https://www.omron.com/global/en/ir/>

Sustainability Information

- Sustainability initiatives
- GRI Content Index
- Major Sustainability Data

<https://sustainability.omron.com/en>
https://sustainability.omron.com/en/guide_line/
<https://sustainability.omron.com/en/performance/>

Reports

- Corporate Governance Report

https://www.omron.com/global/en/assets/file/about/corporate/governance/policy/20220624_governance_report_e.pdf