

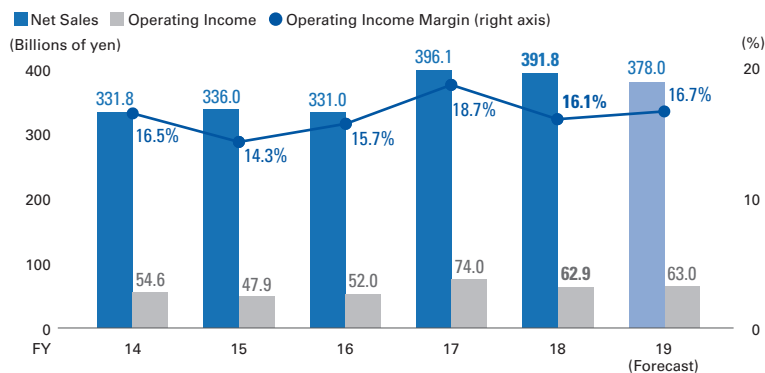
Financial Section (U.S. GAAP)

At a Glance

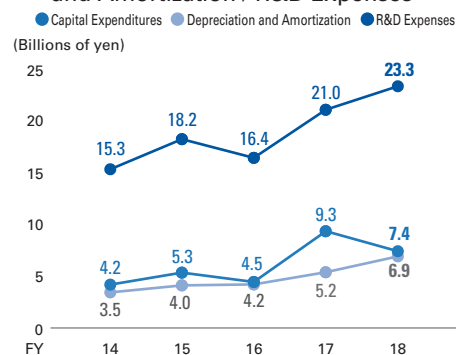


Industrial Automation Business (IAB)

Net Sales / Operating Income / Operating Income Margin

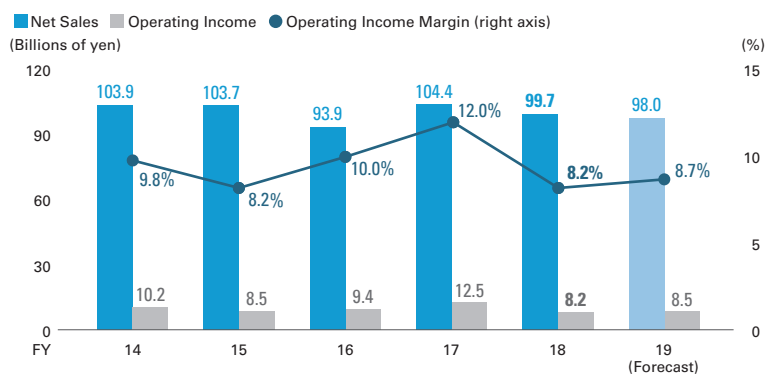


Capital Expenditures / Depreciation and Amortization / R&D Expenses

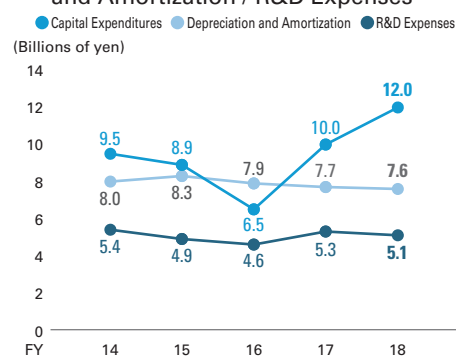


Electronic and Mechanical Components Business (EMC)

Net Sales / Operating Income / Operating Income Margin

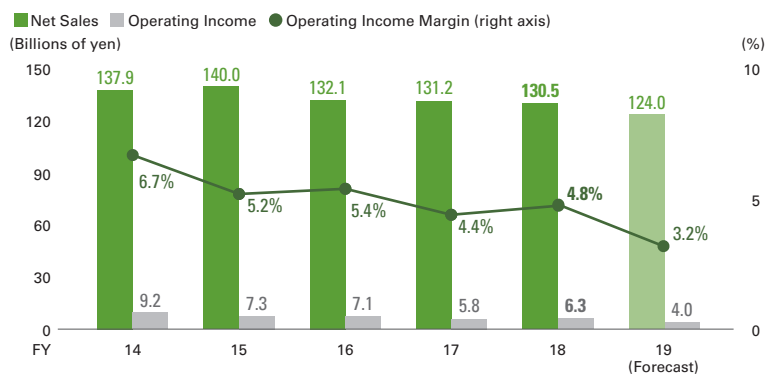


Capital Expenditures / Depreciation and Amortization / R&D Expenses

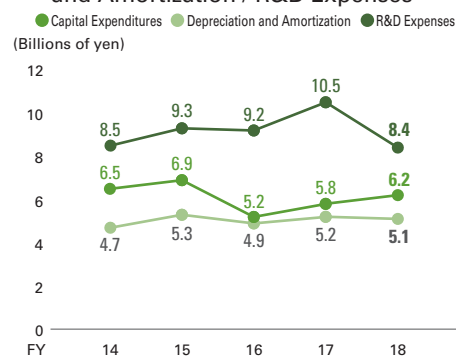


Automotive Electronic Components Business (AEC)

Net Sales / Operating Income / Operating Income Margin



Capital Expenditures / Depreciation and Amortization / R&D Expenses



Financial Section Contents

For more information, please refer to the Company's audited annual financial report:
<https://www.omron.com/about/annual/index.html>

95 | Financial Results Fiscal 2018 in Review

100 | Financial Results Outlook for Fiscal 2019

*We revised business classifications, reclassifying certain operations under Other Businesses to the EMC and other segments beginning with the 2018 fiscal year. Accordingly, we reclassified results for fiscal 2017 under this new categorization for presentation herein.

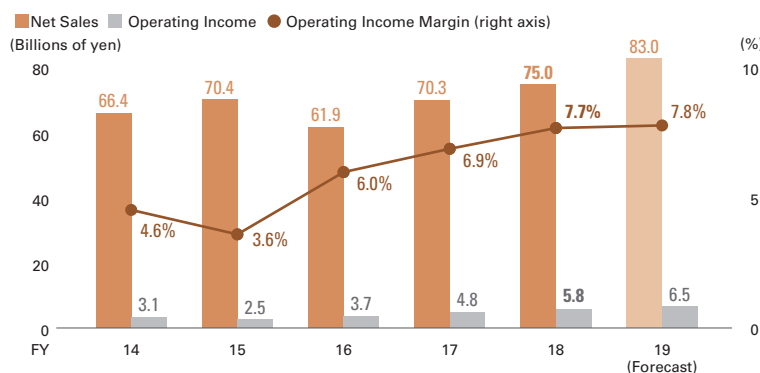
*We revised business classifications in October 2018, reclassifying certain operations under the Other Businesses segment to the SSB segment. Accordingly, we reclassified consolidated results for the fiscal year ended March 2017 and for the first six months of the fiscal year ended March 2018 under this new categorization for presentation herein.

*Fiscal 2019 forecasts are as published on April 24, 2019.

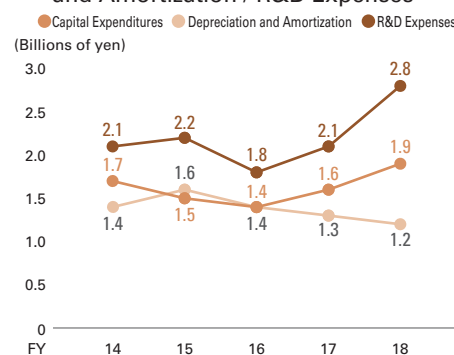


Social Systems, Solutions and Service Business (SSB)

Net Sales / Operating Income / Operating Income Margin

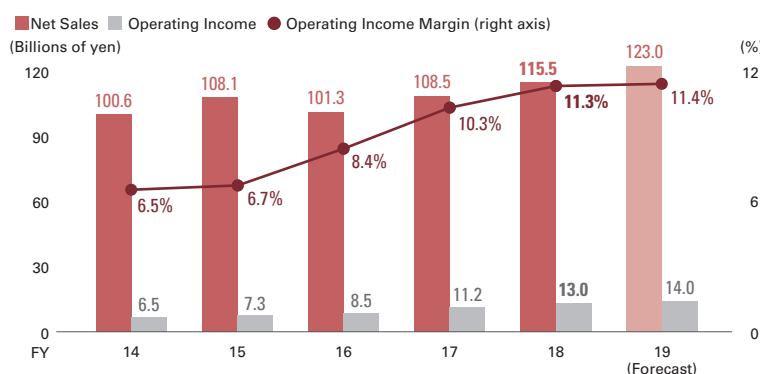


Capital Expenditures / Depreciation and Amortization / R&D Expenses

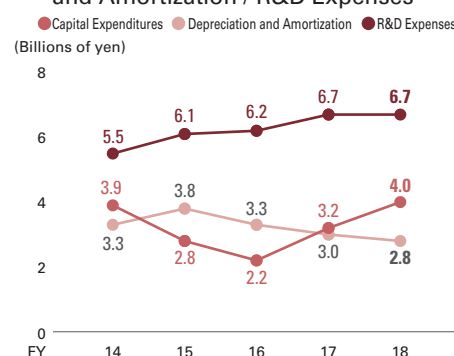


Healthcare Business (HCB)

Net Sales / Operating Income / Operating Income Margin

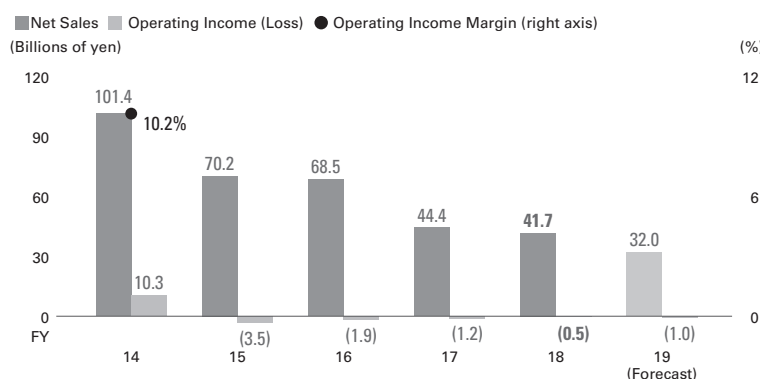


Capital Expenditures / Depreciation and Amortization / R&D Expenses



Other Businesses

Net Sales / Operating Income (Loss) / Operating Income Margin



Capital Expenditures / Depreciation and Amortization / R&D Expenses

