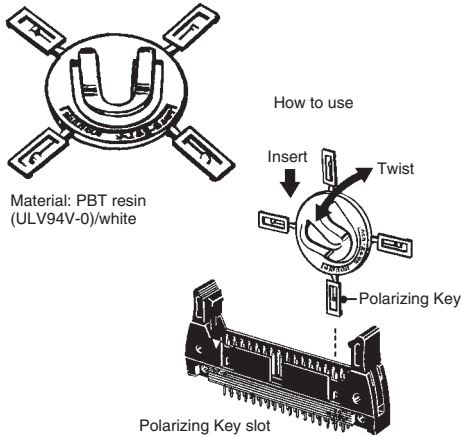


Tools and Accessories (Sold Separately)

XG4Z-0004 Polarizing Key

Polarity guides and slots can be used by themselves to help prevent reverse insertion. Use the Polarizing Key as well for best results.

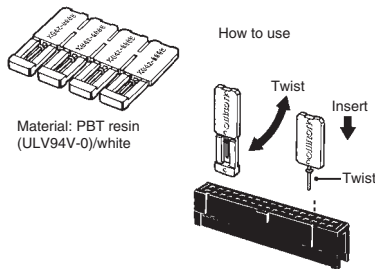


Note: Each XG4Z-0004 has 4 Polarizing Keys.

XG4Z-0005 Coding Pin

(To prevent erroneous insertion)

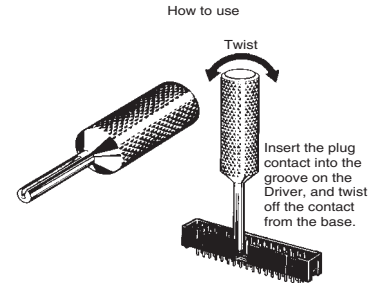
The Coding Pin is used to prevent confusion when many Connectors with the same number of contacts are lined up. It can also be used to prevent reverse insertion when using Connectors without a shroud like the XG8 Unshrouded Plug. The Coding Pin can also be used with XC2, XC5, and XC6 DIN Connectors as well as with XG5 Discrete-wire IDC Connectors.



- Note:**
1. A contact with a Coding Pin inserted cannot be used.
 2. Each XG4Z-0005 has 4 Polarizing Keys.

XY2E-0002 Contact Cutting Driver

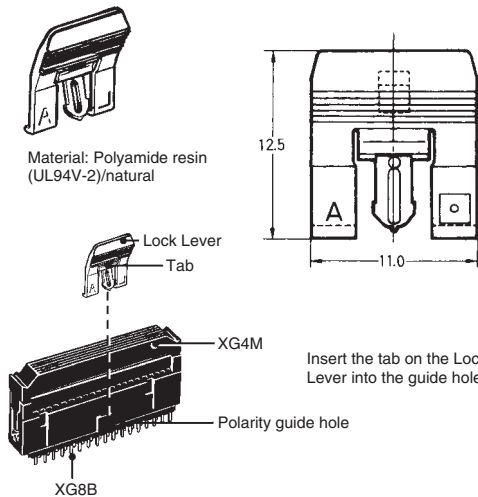
The Contact Cutting Driver is used to cut (twist off) a contact on the mating Plug when using an XG4Z-0005 Coding Pin.



Lock Lever for XG8B and XG8W Plugs (With Right-angle Terminals)

XG5Z-0002

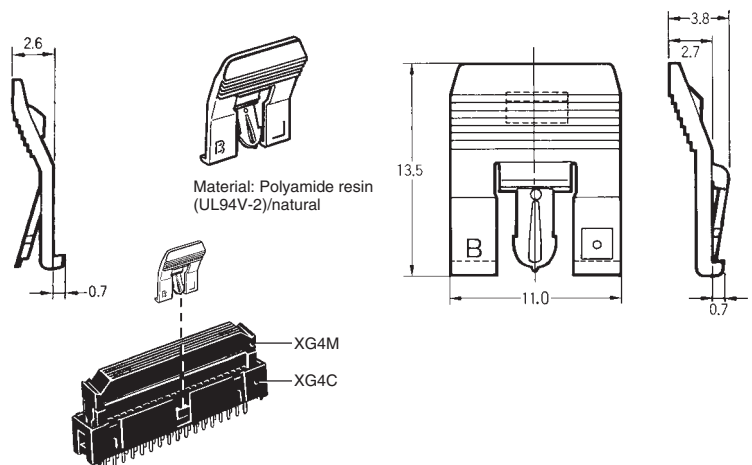
Use to lock Unshrouded Plugs (for XG8B and XG8W Plugs with right-angle terminals).



Lock Lever II for XG4C Plugs

XG4Z-0002

Use to lock XG4C Box-type Plugs.



Precautions

Correct Use

Automated Soldering Conditions (Jet Flow)

1. Soldering temperature: 250 ±5°C
2. Continuous soldering time: Within 5 s